

Self-Service Printing, Copying and Scanning Quick Reference Guide

Step 1: Sign-Up



Google search:

<https://mcprint.asia:9192/register>

Full Name:	<input type="text"/>
Email Address:	<input type="text"/>
Username:	<input type="text" value="MOBILE NUMBER"/>
Password:	<input type="password"/>
Verify Password:	<input type="password"/>

**Input Your
Mobile Number
as your
Username**

Click Login to continue

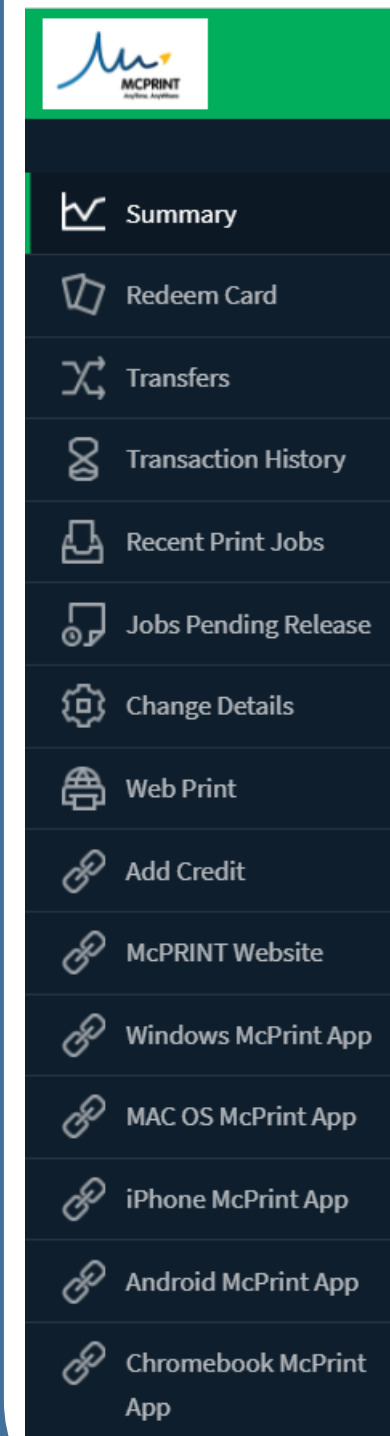


Hello McPrint users! Login to McPrint and download McPrint Apps for Windows, Mac computer, iPhone, Android or Chromebook for easy and direct printing. Simply select File, Print and McPrint App to print. No need to upload files to WebPrint.

Username	<input type="text"/>
Password	<input type="password"/>
Language	<input type="text" value="English"/>
<input type="button" value="Log in"/>	

[Sign-Up as a New McPrint User](#)

Step 2: Download McPrint



Select your preference

 **Windows**

 **Mac OS**

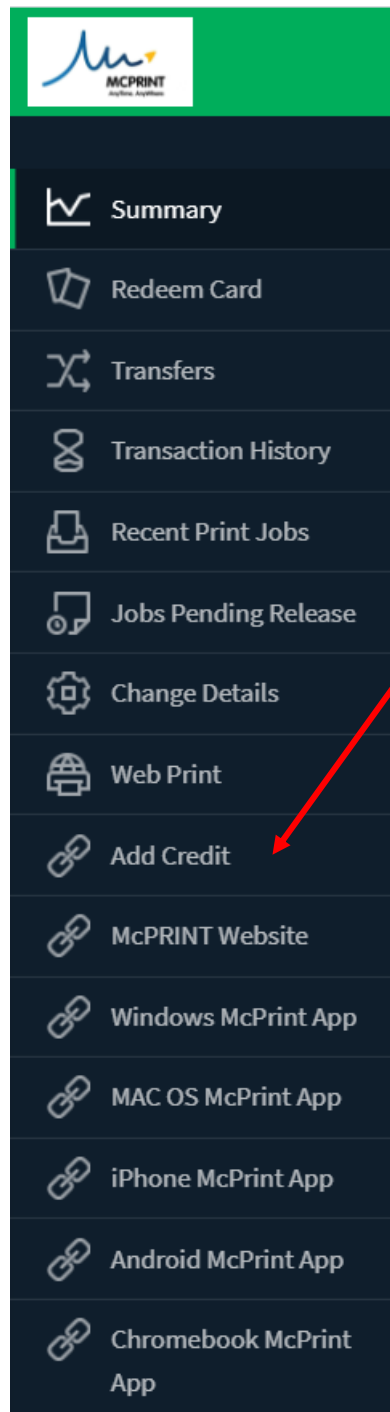
 **iPhone**

 **Android**

 **Chromebook**

Self-Service Printing, Copying and Scanning Quick Reference Guide

Step 3: Top-up McPrint e-Wallet




Click
Add
Credit
Option

Top-up
Video



Top-up McPrint e-Wallet SGQR



SGQR Terms & Conditions:
MUST include your **Username** in the
Payment Reference
Amount will be top-up within one hour
SGQR is available from
8.30am to 5.30pm Mondays to Fridays.
8.30am to 12.30pm on Saturdays

Step 4:
To Print
Just print like you
normally do by
selecting File, Print
and McPrint Apps.

Collect
Go to any of the
McPrint kiosks to
release your print jobs.

Login with your
Username and
Password

A login form with two input fields: "Username" and "Password". Below the fields is an "OK" button.

Self-Service Printing, Copying and Scanning

Quick Reference Guide

Rates*

A4 Mono

\$0.10

A4 Color

\$0.50

Scanning

\$0.025 per scan

* Rates quoted exclude the prevailing GST



SCAN ME

McPrint eSTORE



SCAN ME

McPrint Locations



SCAN ME

**Contact Us
WhatsApp
98488628**

Self-Service Printing, Copying and Scanning Quick Reference Guide

How to Photocopy



How to Scan



McPrint
AnyTime. AnyWhere